


DC Fast charging cable and CCS-2 Connector; PURWIL-Connect-150



DC charging cable with CCS-2 vehicle connector installed. Open cable end.
Cable according to EN 50620, connector based on IEC 62196-3

Your Benefits:

- ✓ Admissible currents up to 150A
- ✓ Easily replaceable DC/PE Contacts and front housing
- ✓ High cable flexibility and optimal system handling
- ✓ Designed to resist high impacts and stresses
- ✓ Connector and cable developed and manufactured in Brugg Cables
- ✓ Customized length and cable end preparation
- ✓ Power and signal contacts silver-plated

Product definition:

Charging standard	CCS Type 2
Certification cable	DIN EN 50620
Connector based on	IEC 62196-3
Part No. for 4m Cable length	560853
Part No. for 5m Cable length	560854
Part No. for 6m Cable length	560855
Cable end	Open (customizable if requested)

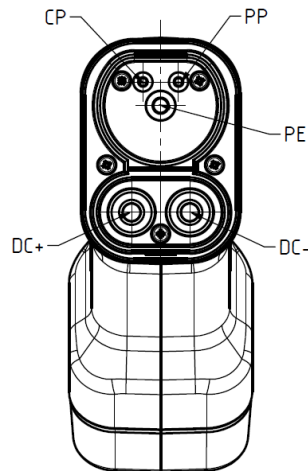
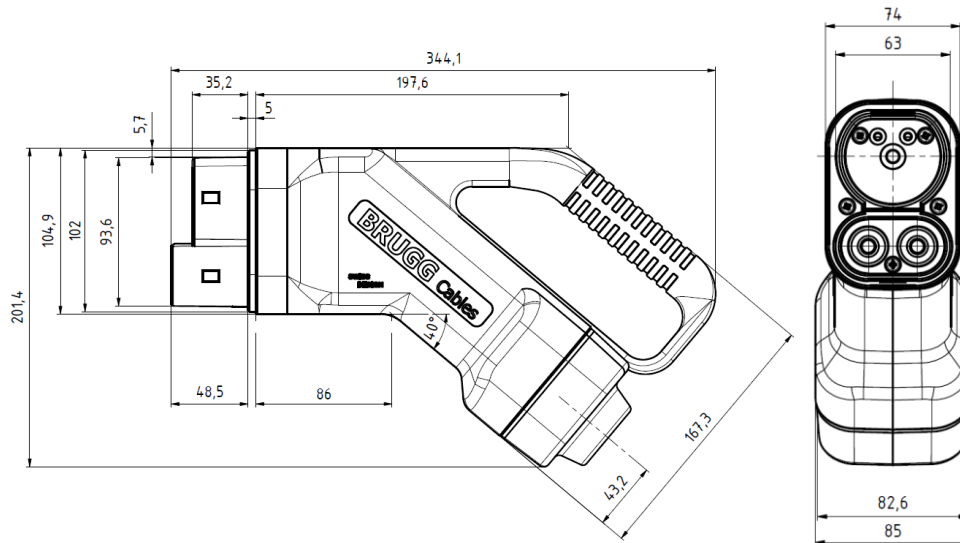
Technical Data System:

Rated Current of system	150A
Rated voltage of system	1000V DC
Maximum charging power	150KW
Resistant coding	1500Ω (between PE and PP)
Ambient temperature (operation)	(-35...+45)
Temperature monitoring	2x Pt 1000
DC/PE contacts	Possible to replace (screwed)
Insertion/withdrawal force	< 100 N
Insertion/withdrawal cycles	>10.000 (can be extended if DC/PE contacts are replaced)

Technical Data Cable:

Cross-section	2x50 +1G25 + 6x0.75 mm ²
Diameter	28.2 ± 0.4 mm
Temperature range	-40°C +90°C
Weight	1.51 kg/m

Dimensional data:



Pin distribution, CCS-2 Connector

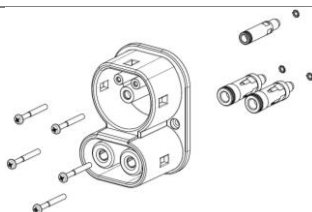
Temperature sensors: 2xPt1000; DC+ (White/Violet signal cables); DC- (Orange/Blue signal cables)

Safety information:

- Cable Management is necessary, limiting the contacts temperatures at 90°C
- Make sure that the CCS-2 plug is properly located in the charging station in order to avoid impacts or any situation which could compromise the usability of the system. In case of any cracks or defect in the structure of the cable and connector, the system usability will be compromised therefore needs to be changed.
- Our cables are designed with enhanced flexibility, and the direct contact with soil should be avoided. If contact with soil is not possible to avoid then guarantee will not be issued if wear resistant sleeve is not purchased, (see in accessories).
- Further data can be provided under request.

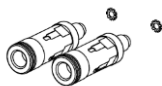
Accessories:

Reparation Set



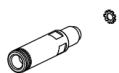
Reparation Set- CCS2-E-Connect D-E-FH – 561'003

Mounting instructions, 2 units exchangeable DC pins, 1 unit Earth pin, 3 units Serrated lock washer, 4 units sealing rings, 2 shrinking tubes, 5 units screw M4x35 and 1 unit reinforced front housing.



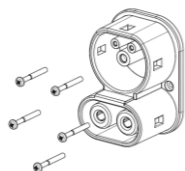
Reparation Set- CCS2-E-Connect D – 561'004

Mounting instructions, 2 units exchangeable DC pins, 2 shrinking tubes, 2 units Serrated lock washer, 2 units sealing rings



Reparation Set- CCS2-E-Connect E– 561'005

Mounting instructions, 1unit Earth pin, 1 nit Serrated lock washer, 1unit sealing ring



Reparation Set- CCS2-E-Connect FH – 561'006

5 units screw M4x35, 1 unit reinforced front housing, 1 unit sealing ring.

Abrasion resistant sleeve:



Black Polyester PET Braided Sleeving **Operation temperature -50°C/+150**

- **561085**- DC EMC Accessory, Flexible wear resistant sleeve 4m, Halogen free
- **561086**- DC EMC Accessory, Flexible wear resistant sleeve 5m, Halogen free
- **561087**- DC EMC Accessory, Flexible wear resistant sleeve 6m, Halogen free